




SLAB DESIGN S'23

1200X2800

6 mm Thickness









Elegance

"Excellence Backed by
Experience"



YASHI WHITE

FACES 4



Size: 1200x2800mm | Thickness: 6 mm | Surface: Elegance | Body: colour body

TARANTO BIANCO



FACES 4



Size: 1200x2800mm | Thickness: 6 mm | Surface: Elegance | Body: colour body

ARBESCATO OSCURO



FACES 4



Size: 1200x2800mm | Thickness: 6 mm | Surface: Elegance | Body: colour body

BRECHA CREMA


FACES 3



Size: 1200x2800mm | Thickness: 6 mm | Surface: Elegance | Body: colour body

ADONIS SKY

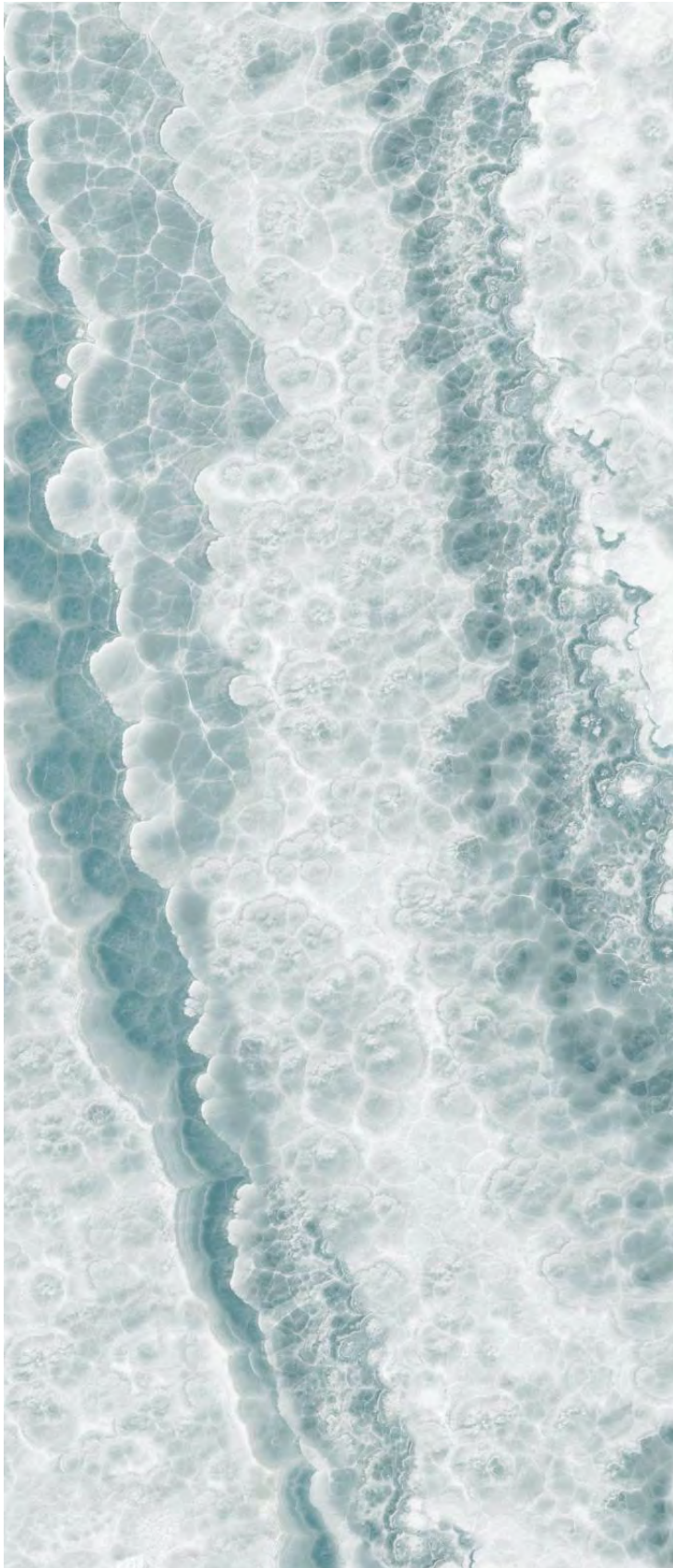
FACES 4



Size: 1200x2800mm | Thickness: 6 mm | Surface: Elegance | Body: colour body

COSTA ONYX AZUL

FACES 4



Size: 1200x2800mm | Thickness: 6 mm | Surface: Elegance | Body: colour body

METALYN BEIGE




FACES 3



Size: 1200x2800mm | Thickness: 6 mm | Surface: Elegance | Body: colour body

ARMANI DI PERLA


FACES 4



Size: 1200x2800mm | Thickness: 6 mm | Surface: Elegance | Body: colour body

DIDYMA SILVER

FACES 2



Size: 1200x2800mm | Thickness: 6 mm | Surface: Elegance | Body: colour body

DOMINO ASH -A

DOMINO ASH -B



Size: 1200x2800mm | Thickness: 6 mm | Surface: Elegance | Body: colour body






Luminous

"Excellence Backed by
Experience"



SMOXY AZUL

FACES 3



Size: 1200x2800mm | Thickness: 6 mm | Surface: Luminous | Body: colour body



REPOSE

"Excellence Backed by
Experience"



KRATER NIEVE

FACES 2



Size: 1200x2800mm | Thickness: 6 mm | Surface: Repose | Body: colour body

KRATER PERLA



FACES 2



Size: 1200x2800mm | Thickness: 6 mm | Surface: Repose | Body: colour body

KRATER HUMO

FACES 2



Size: 1200x2800mm | Thickness: 6 mm | Surface: Repose | Body: colour body

KRATER NERO


FACES 2



Size: 1200x2800mm | Thickness: 6 mm | Surface: Repose | Body: colour body

SHILIN MASHROOM


FACES 1



Size: 1200x2800mm | Thickness: 6 mm | Surface: Repose | Body: colour body

SHILIN OLIVE


FACES 1



Size: 1200x2800mm | Thickness: 6 mm | Surface: Repose | Body: colour body

SHILIN PEACH


FACES 1



Size: 1200x2800mm | Thickness: 6 mm | Surface: Repose | Body: colour body

SHILIN ALMOND

FACES 1



Size: 1200x2800mm | Thickness: 6 mm | Surface: Repose | Body: colour body



carveteck

"Excellence Backed by
Experience"

MARCO ICE



FACES 1



Size: 1200x2800mm | Thickness: 6 mm | Surface: Carve Tech | Body: colour body

VENERE WHITE

FACES 1



Size: 1200x2800mm | Thickness: 6 mm | Surface: Carve Tech | Body: colour body

STATUARIO ELIGHT


FACES 2



Size: 1200x2800mm | Thickness: 6 mm | Surface: Carve Tech | Body: colour body

VENERE BRONZE

FACES 1






Size: 1200x2800mm | Thickness: 6 mm | Surface: Carve Tech | Body: colour body

Grace

"Excellence Backed by
Experience"

ARBESCATO OSCURO

FACES 4



Size: 1200x2800mm | Thickness: 6 mm | Surface: Grace | Body: colour body

PATAGONIA BIANCO



FACES 4



Size: 1200x2800mm | Thickness: 6 mm | Surface: Grace | Body: colour body

YASHI WHITE



FACES 4



Size: 1200x2800mm | Thickness: 6 mm | Surface: Grace | Body: colour body

FLAVIKER OLIVE



FACES 2



Size: 1200x2800mm | Thickness: 6 mm | Surface: Grace | Body: colour body

FLAVIKER COCOA



FACES 2



Size: 1200x2800mm | Thickness: 6 mm | Surface: Grace | Body: colour body

FLAVIKER MUSTARD

FACES 2



Size: 1200x2800mm | Thickness: 6 mm | Surface: Grace | Body: colour body

GLAM OXIDE

FACES 4



Size: 1200x2800mm | Thickness: 6 mm | Surface: Grace | Body: colour body



SAHARA

"Excellence Backed by
Experience"



EMPIRE WHITE

FACES 3



Size: 1200x2800mm | Thickness: 6 mm | Surface: Sahara | Body: colour body

Technical Detail

CHARACTERISTIC	STANDARD AS PER ISO13006:2018/ EN14411 Gr.Bla	STANDARD AS PER IS 15622:2017 Gr.Bla	METHOD OF TESTING	MEAN VALUE OF GRANICER
Regulatory Properties				
Deviation in Length and Width	±0.30 % (±1.00 mm)	±0.10 %	ISO 10545-2/ IS 13630-1	±0.10 %
Deviation in Thickness	±5.0 % (± 0.50 mm)	±5.0 %	ISO 10545-2/ IS 13630-1	±5.0 %
Straightness in Side	±0.30 % (± 0.80 mm)	±0.10 %	ISO 10545-2/ IS 13630-1	±0.10 %
Rectangularity	±0.30 % (±1.50 mm)	±0.10%	ISO 10545-2/ IS 13630-1	±0.10 %
Surface Flatness Central Curvature	±0.40 % (± 1.80 mm)	±0.50 %	ISO 10545-2/ IS 13630-1	±0.20 %
Surface Flatness Edge Curvature	±0.40 % (± 1.80 mm)	±0.50 %	ISO 10545-2/ IS 13630-1	±0.20 %
Surface Flatness Warpage	±0.40 % (± 1.80 mm)	±0.50 %	ISO 10545-2/ IS 13630-1	±0.10 %
Surface Quality	>95% defects free	>95% defects free	ISO 10545-2/ IS 13630-1	>95% defects free
Small Color Difference (For Plain Colour) Glazed	ΔE <0.75	N.A.	ISO 10545-16	No change
Small Color Difference (For Plain Colour) Unglazed	ΔE <1.00	N.A.	ISO 10545-16	ΔE <0.80
Glossiness (Polished)	As per Manufacturer	N.A.	Gloss Meter 60°	≥ 90
Structural Properties				
Water Absorption	≤0.50 %	≤0.080 %	ISO 10545-3/ IS 13630-2	≤0.080 %
Bulk Density	As per Manufacturer	Min 2.20 gm/cc	ISO 10545-3/ IS 13630-2	> 2.28 gm/cc
Massive Mechanical Properties				
Modulus of Rupture	Min. 35.0 N/mm ²	Min. 35.0 N/mm ²	ISO 10545-4/ IS 13630-6	Min. 37.0 N/mm ²
Modulus of Rupture (15mm)	Min. 35.0 N/mm ²	Min. 35.0 N/mm ²	ISO 10545-4/ IS 13630-6	Min. 40.0 N/mm ²
Breaking Strength Thickness ≥75 mm	Min 1300.0 N	Min 1300.0 N	ISO 10545-4/ IS 13630-6	Min 1500.0 N
Breaking Strength Thickness ≥75 mm (15mm)	Min 1300.0 N	Min 1300.0 N	ISO 10545-4/ IS 13630-6	Min 6000 N
Breaking Strength Thickness <75 mm	Min 700.0 N	Min 700.0 N	ISO 10545-4/ IS 13630-6	Min 1000.0 N
Surface Mechanical Properties				
MOH'S Hardness #	As per Manufacturer	Min. 5	BS EN 15771/ IS 13630-13	Polished - 4 Min Posh, CRV, Matt - 6 Min StrongX - 8 Min
Surface Abrasion Resistance #	As per Manufacturer	Min. Class II	ISO 10545-7/ IS 13630-11	Polished- Class II Min Posh, CRV, Matt - Class III Min
Deep Abrasion (Unglazed full body tile)	175 mm ³	140 mm ³	ISO 10545-6/ IS 13630-12	StrongX - Class IV Min 132 mm ³
Thermal Hygrometric Properties				
Moisture Expansion	Max 0.06% (0.6 mm/m)	Max 0.02 mm/m	ISO 10545-10/ IS 13630-3	Max 0.02 mm/m
Thermal Expansion (COE) at 100°C	As per Manufacturer	Max. 6.0x10 ⁻⁶	ISO 10545-8/ IS 13630-4	Max. 6.0x10 ⁻⁶
Thermal Shock Resistance	Min 10 Cycle	Min 10 Cycle	ISO 10545-9/ IS 13630-5	Min 10 Cycle
Impact Resistance (COR) #	Min. 0.55	Min 0.55	ISO 10545-5/ IS 13630-14	Min 0.55
Frost Resistance	As per Manufacturer	As per Manufacturer	ISO 10545-12/ IS 13630-10	Frost Proof
Crazing Resistance at 7.5 bar	4 Cycle	4 Cycle	ISO 10545-11/ IS 13630-9	6 Cycle
Chemical Properties				
Resistance to Staining Glazed	Min. Class 3	Min Class 1	ISO 10545-14/ IS 13630-8	Min Class 4/Min Class 1
Resistance to Staining Unglazed	As per Manufacturer	Min Class 2	ISO 10545-14/ IS 13630-8	Min Class 4
Resistance to Household Chemicals & Swimming Pool Salts Glazed	Min Class GB	Min Class AA	ISO 10545-13/ IS 13630-8	Min Class GB/ Min Class AA
Resistance to Household Chemicals & Swimming Pool Salts Unglazed	Min Class UB	As per Manufacturer	ISO 10545-13/ IS 13630-7	Min Class UB
Resistance to Acid and Alkalis Glazed	As per Manufacturer	As per Manufacturer	ISO-10545-13/ IS 13630-8	Min Class GLB*** & GHB***/Min Class A***
Resistance to Acid and Alkalis Unglazed	As per Manufacturer	As per Manufacturer	ISO-10545-13/ IS 13630-8	Min Class ULB*** & UHB***/Min Class A***
Safety Properties				
Skid Resistance - (DCOF-WET PENDULUM) ##	As per Manufacturer	As per Manufacturer	ASTM E-303	Polished: < 0.2 Matt: > 0.3 StrongX: > 0.4
Slip Resistance - (Ramp test Value)	As per Manufacturer	As per Manufacturer	DIN 51130	Matt & Posh: R9 - R10 StrongX: R10 R11 Surface: R11
Lead and Cadmium release	As per Manufacturer	N.A.	ISO-10545-15	Does not yield Pb & Cd

RECOMMENDED TOOLS

HANDLING EQUIPMENT



Single & Double Suction Cups



Aluminium Parallel Profile with Crossbars



Suction Vacuum Suction Cups with Vacuum Gauge



Tile Cart Trolley



Modular Work Bench

INSTALLATION & LEVELLING EQUIPMENT



Clips, Wedges & Adjustable Pliers for Wall and Floor Covering




Tile Spacers



Electric Cement Low-speed Mixer



Rubber Grout Floats



Slant Ridge Notched Trowel



ANTI-SHOCK Levels

SLAB CUTTING EQUIPMENT



Slab Cutter System



Cutting Pliers for Slabs



Diamond Polishing Pad

Note: For each slab, there will be multiple random faces with different graphic designs of the same genre. For best results of fixing slabs of any size/format, across any application, please refer to the Technical Manual in this catalogue.

Packing Details

PRODUCT	SIZE	THICKNESS	TILES / BOX	COVERAGE AREA / BOX		WEIGHT / SLAB
SLAB	120x280cm 1200x2800mm	6mm	1 pcs.	3.36 sq. mtr.	36.17 sq. ft.	51 KG



CERAWORLD CERAMICA S.L.U.
Camino Ratils Plgno
El Colomer, 12200 Onda Spain.
info@cera-world.com